


STORADIO.AERO

Stockholmradio

STORADIO AB

Box 1242

SE-131 28 Nacka Strand

Sweden

TEL +46-8-601 79 10

EMAIL hf@storadio.aero

AFTN ESKRYFYX

TYPE-B ST000YF

STORADIO Services

Phone Patches

Operational Message Relay

Met Information

SELCAL

Medical Advice

For further information visit:

storadio.aero

Propagation Forecast Charts

Using the most appropriate HF radio frequency is crucial when establishing contact with STORADIO. The HF Propagation Forecast will help you choose the appropriate HF frequency given: the time of day/night, the atmospheric conditions and geographic location, by showing the most suitable HF frequency for communication with us. Choose the chart diagram that is closest to your geographical location.

General rules: The higher the sun, the higher the frequency. The lower the sun, the lower the frequency. The longer the distance, the higher the frequency. The shorter the distance, the lower the frequency.

Note: Vertical axis = Mhz. Horizontal axis = Time [UTC].

Calling STORADIO (Air-to-ground)

Before calling find the graph best corresponding to your position and choose the nearest STORADIO frequency.

On the initial call state:

Your callsign, approx position and frequency. Allow 30 seconds for antenna positioning. If no contact is made, select a higher or lower frequency.

Frequencies [kHz]

3 494 Night UTC

5 541 H24

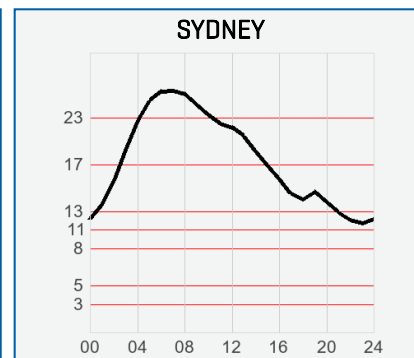
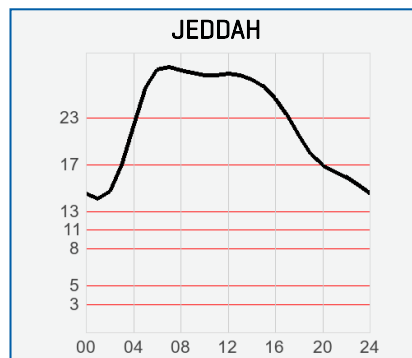
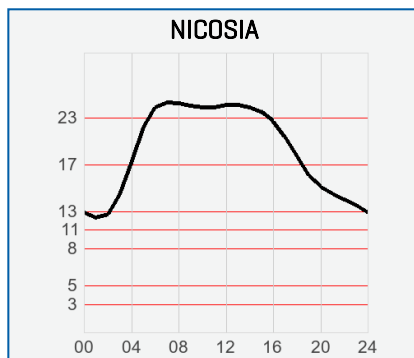
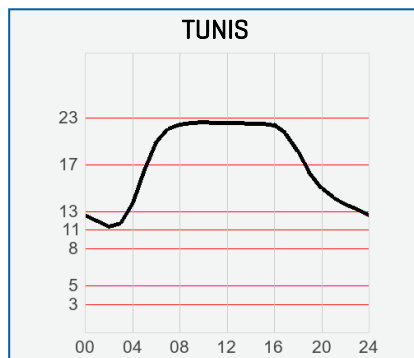
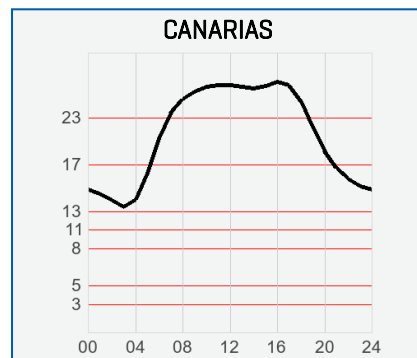
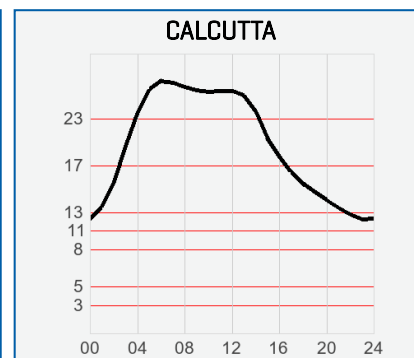
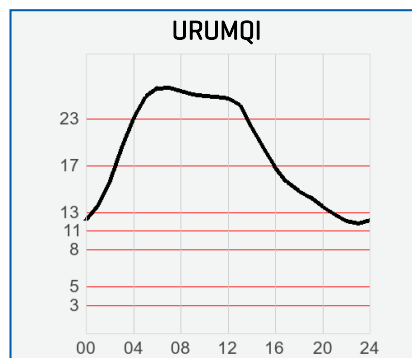
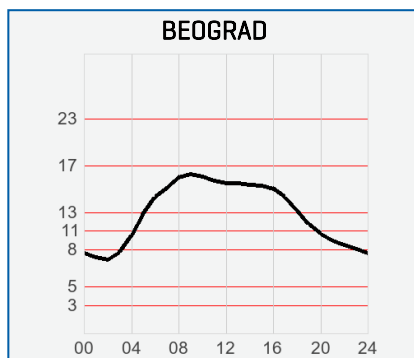
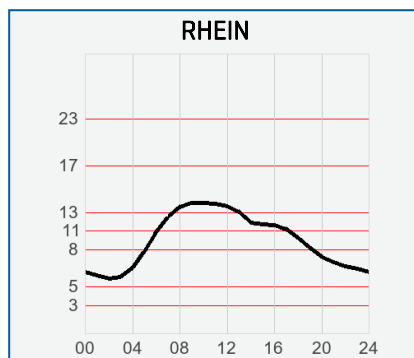
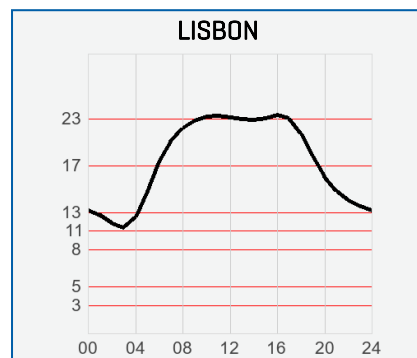
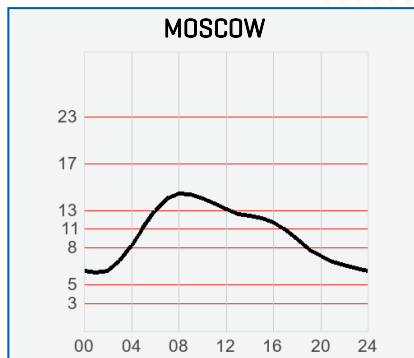
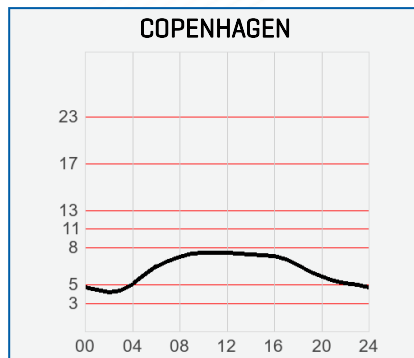
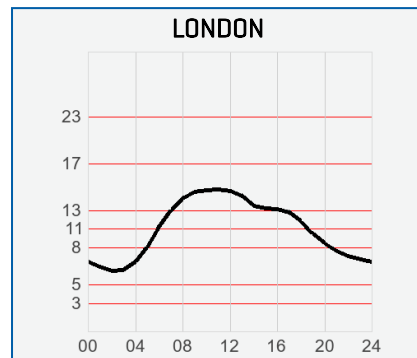
8 930 H24

11 345 H24

13 342 H24

17 916 H24

23 210 Daylight UTC




STORADIO.AERO

Stockholmradio
STORADIO AB
Box 1242
SE-131 28 Nacka Strand
Sweden

TEL +46-8-601 79 10
EMAIL hf@storadio.aero
AFTN ESKRYFYX
TYPE-B ST000YF

NOTAM

Monitored frequencies intended for Flight Safety and Flight Regularity traffic only, as defined in ICAO publication Annex 10, Volume II, Chapter 5. After initial contact on a monitored frequency, other type of traffic will be directed to another suitable frequency. Therefore, please state "change me to public", in case traffic is not in compliance with above ICAO definition.

SELCAL Guard [Ground-to-air]

Use the graphs to select the best frequency for SELCAL guard. It is essential to choose the optimum frequency from our propagation charts to ensure effective ground-to-air contact. Additionally, be aware that it may be necessary to change the frequency during the flight, as propagation conditions can vary with time and position.

